

INTERACTIVE SEMINAR

College Student Mental Health: Trends and Data-Driven Strategies for Support



Nance Roy, Chief Clinical Officer
The Jed Foundation (JED)

20
23

Institute for Chief Academic Officers with Chief Advancement
and Chief Communication and Marketing Officers
November 4–7, 2023 » Tampa Marriott Water Street Hotel



The Council of
Independent Colleges

Thank you to our sponsors

Build your schedule and join your
colleagues in the Guidebook interact feed.

guidebook



20
23

Institute for Chief Academic Officers with Chief Advancement
and Chief Communication and Marketing Officers
November 4–7, 2023 » Tampa Marriott Water Street Hotel





College Student Mental Health: Trends and Data-Driven Strategies for Support

**Nance Roy, Ed.D.
Chief Clinical Officer
The Jed Foundation**

Who We Are

- Origin —JED's story
- History —Evolution over the past 23 years



Trends in College Student Mental Health



Sources: National College Health Assessment Spring 2022 Data Report
Healthy Minds 2022-2023 National Data Report

- 75.0% moderate to severe psychological stress
 - 51.9% screened positive for loneliness
 - 42.7% experienced food insecurity
 - 41.0% reported major and moderate depression (PHQ-9 scale)
 - 34.6% reported anxiety disorder (GAD-7 screen)
 - 29.0% reported non-suicidal self injury
 - 27.6% screened positive for suicidal ideation
 - 6.0% made a suicide plan
 - 2.6% made a suicide attempt
-

College Student Mental Health: Campus Climate

Source: Spring 2022 National College Health Assessment

- 35.1% do not feel a sense of belonging on campus
 - 54.4% do not feel that students' health and well-being is a priority at their college/university
 - 46.7% do not feel that the campus climate encourages free and open discussion of students' health and well-being
 - 53.2% do not feel that theirs is a campus where we look out for each other
-

College Student Mental Health: Impediments to Academic Performance



Source: 2022-23 Healthy Minds Data Report

In the past 4 weeks, how many days have you felt that emotional or mental difficulties have hurt your academic performance?

19% none

29% 1-2 days

23% 3-5 days

22% 6 or more days

College Student Mental Health: Impediments to Academic Performance



Source: Spring 2022 National College Health Assessment

Of those students who experienced the condition ...

- Depression 60.6%
 - Stress 54.4%
 - Anxiety 53%
 - PTSD 49.6
 - Sleep Difficulties 48.4%
-

Impact of Covid 19 on Mental Health



- 2/3 of students reported financial stress
- 60% felt susceptible to contracting virus and worried for family and friends
- 60% reported pandemic made it more difficult to MH care
- 91% reported increased stress and anxiety
- 81% reported disappointment/sadness
- 80% reported increased loneliness
- 76% reported difficulty maintaining routine

Source: ACHA Spring 2020, Active Minds Spring 2020

**Trends at your
institution?**

**Biggest
concern/challenge?**





Comprehensive Approach for Supporting College Student Mental Health



CAMPUS

JED'S Comprehensive Framework

We believe in a **comprehensive, public health approach** to promoting emotional well-being and preventing suicide and serious substance abuse.

Campus-wide responsibility
Support from Senior Leadership



JED's Comprehensive Approach to Mental Health Promotion and Suicide Prevention for Colleges and Universities

Develop independent living skills, social and emotional skills, and resilience

Identify and limit access to dangerous means

Ensure the right policies and protocols are in place to handle crises



Foster connectedness and belonging

Create opportunities and systems to notice someone in distress

Reduce shame, secrecy, stigma so people will reach out for help

Ensure high quality services

Quick Audience Poll

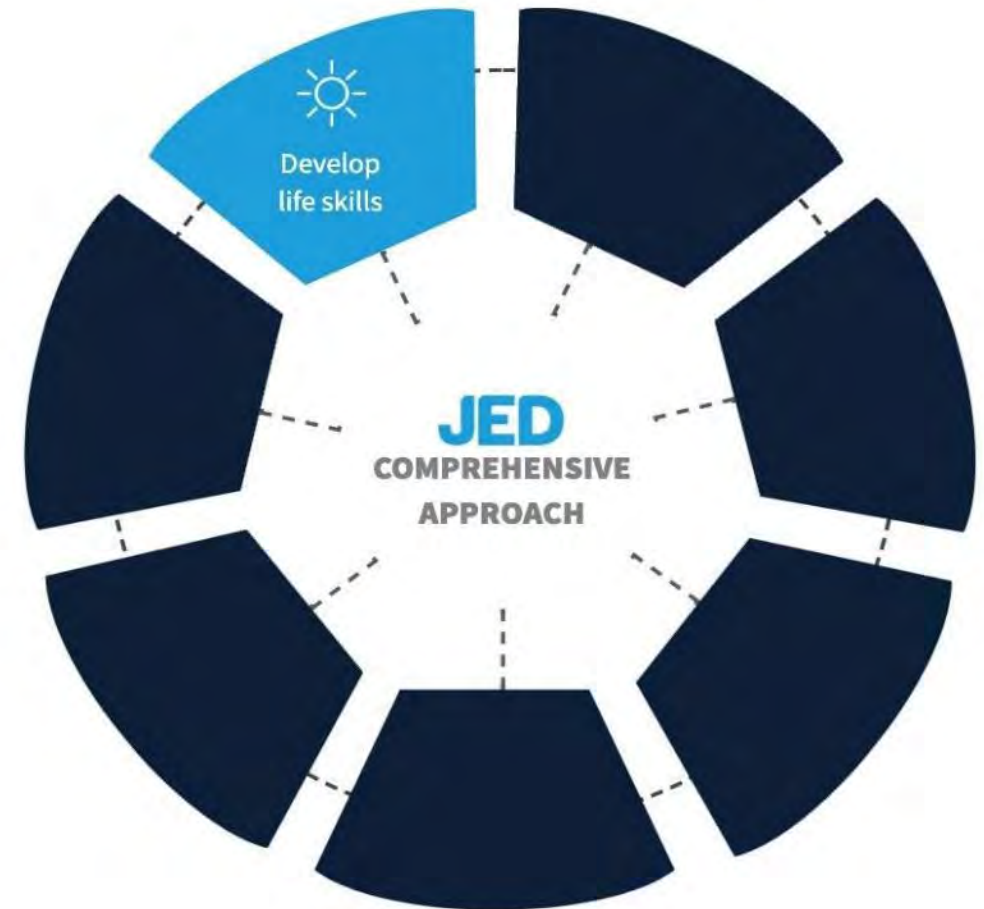
**Small group discussion:
Which of these domains
are most challenging or
need more attention at
your institution?**



Considerations for Strategic Planning

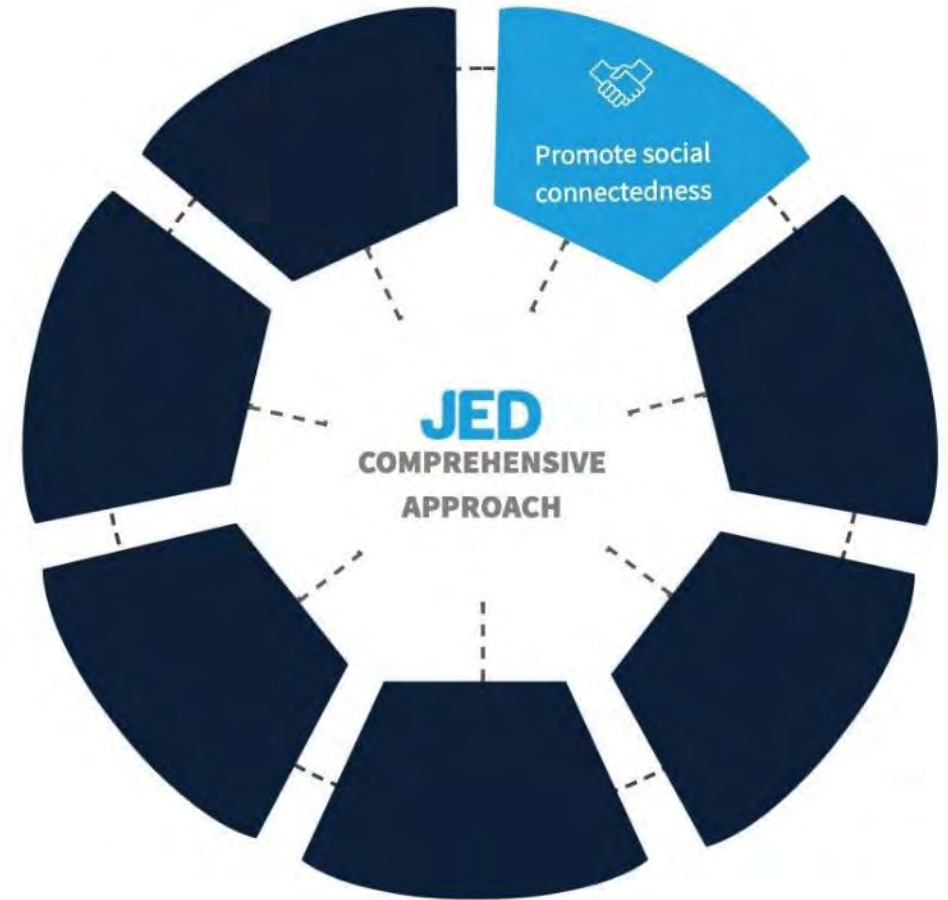
Develop Life Skills

- Develop resilience
- Groups/Workshops/On-line platforms taught by variety of faculty/staff:
 - Communication, relationship skills
 - Conflict resolution/interpersonal effectiveness
 - Financial planning
 - Academic Skills – study skills/test anxiety/time management
- Sleep, hygiene, nutrition, exercise, general health and connection between wellness and academic performance



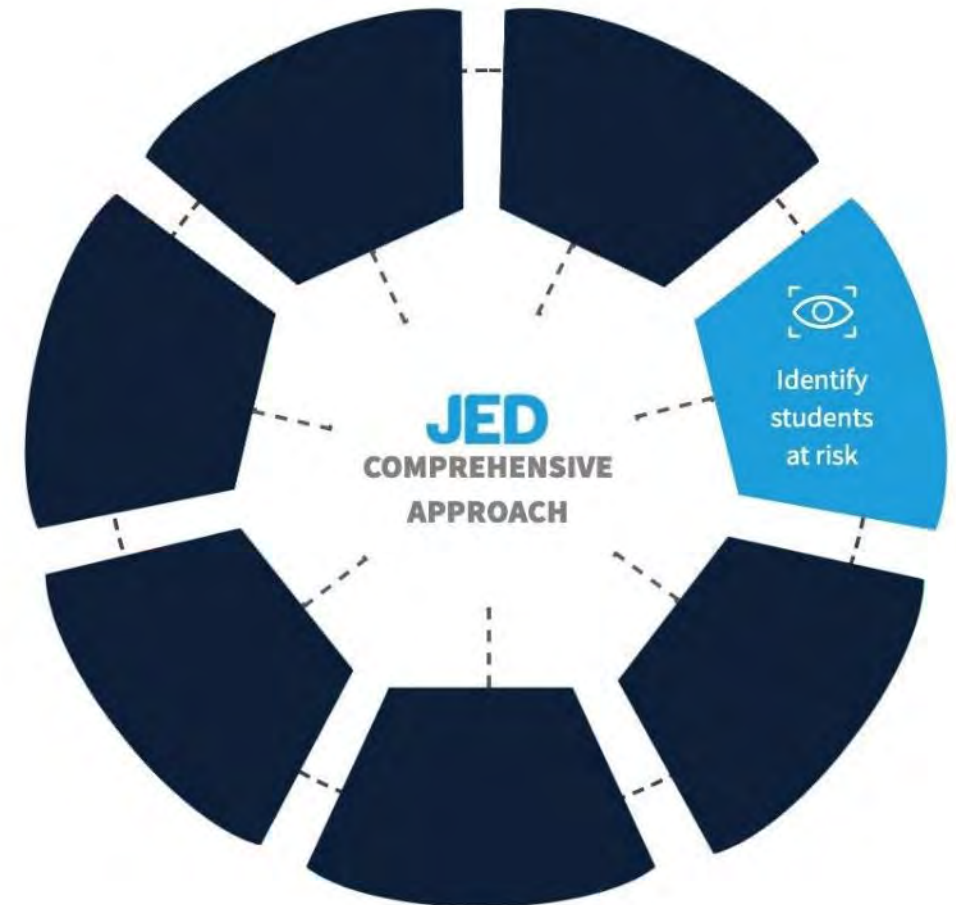
Promote Social Connectedness

- Loneliness single most reported struggle among first years
- Students turn to peers first (Ad Council)
- Greek and athletic systems, peer mentors — wellness ambassadors
- Programs to promote tolerance/inclusiveness, disconnected students — EMHF
- Adequate spaces for students to gather organically/informally



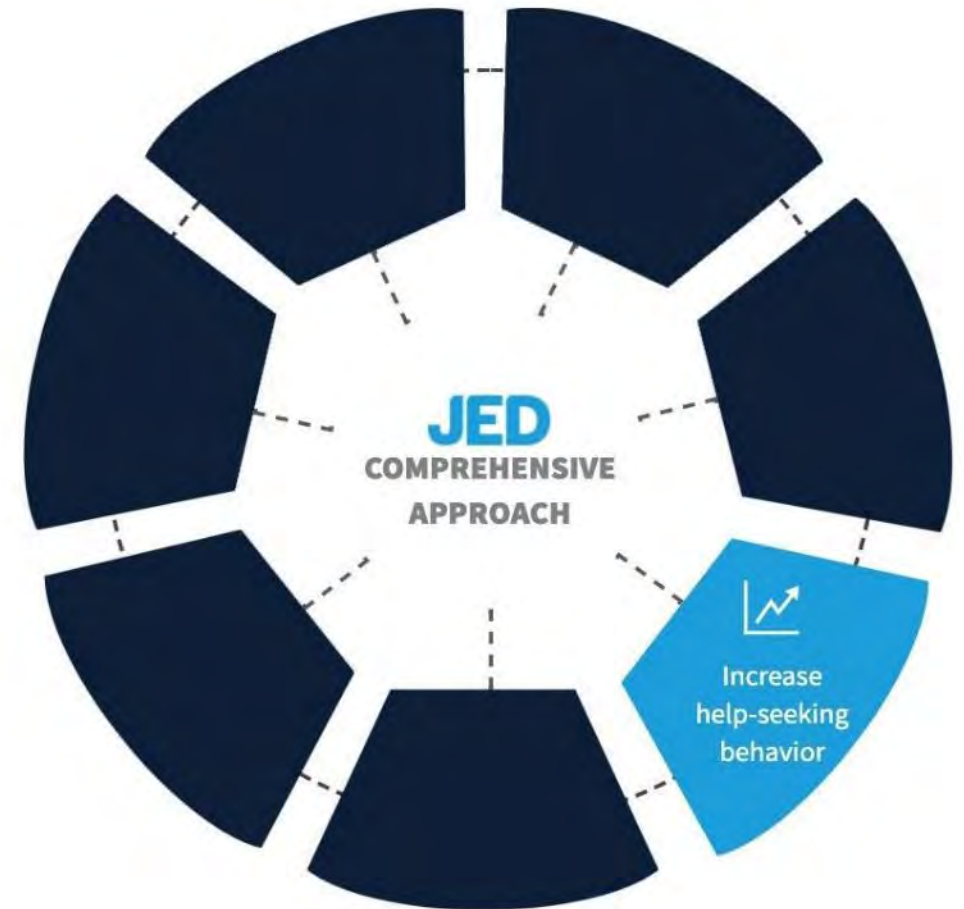
Identify Students at Risk

- Collecting mental health and substance history from incoming students
- Training on how to identify, reach out to and if needed, refer students who may be struggling
- Campus-wide, targeted, strategic
- *How to Help a Friend*
- Behavioral Intervention/Care Teams (Electronic) reporting system



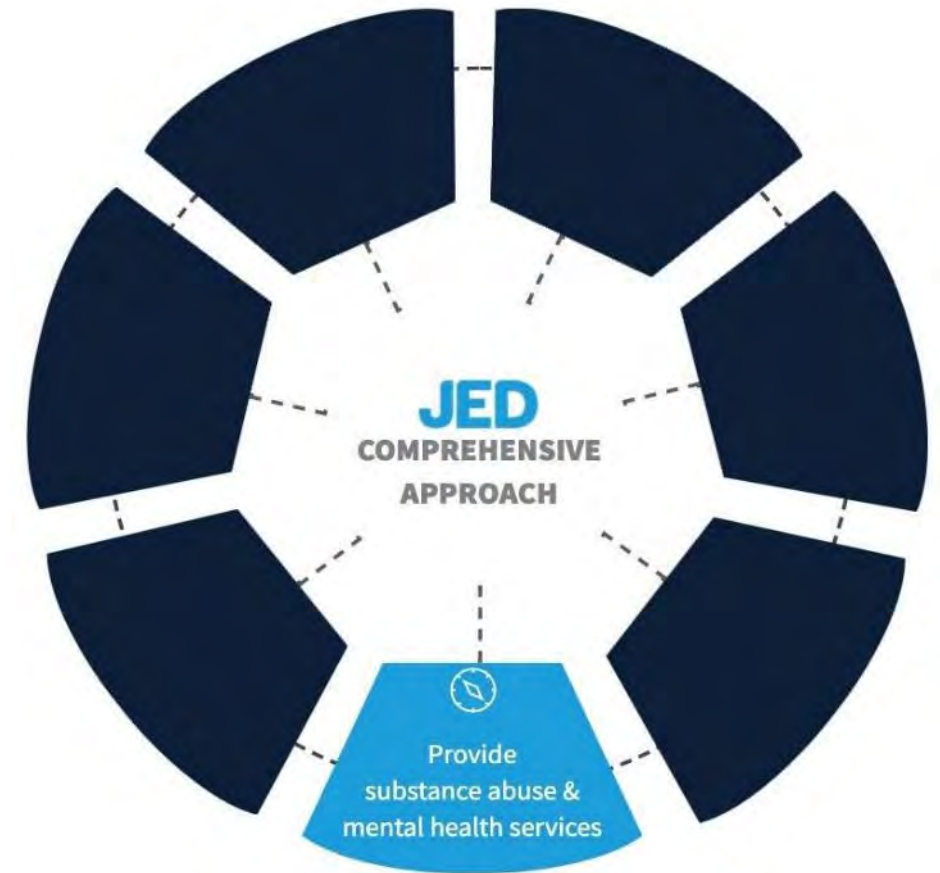
Increase Help-Seeking Behavior

- No wrong door for support — access across campus
- Campus culture is open about mental health and value of help-seeking — storytelling
- Online screening tools, CBT
- Campaigns designed and delivered by students



Provide Substance Abuse & Mental Health Services

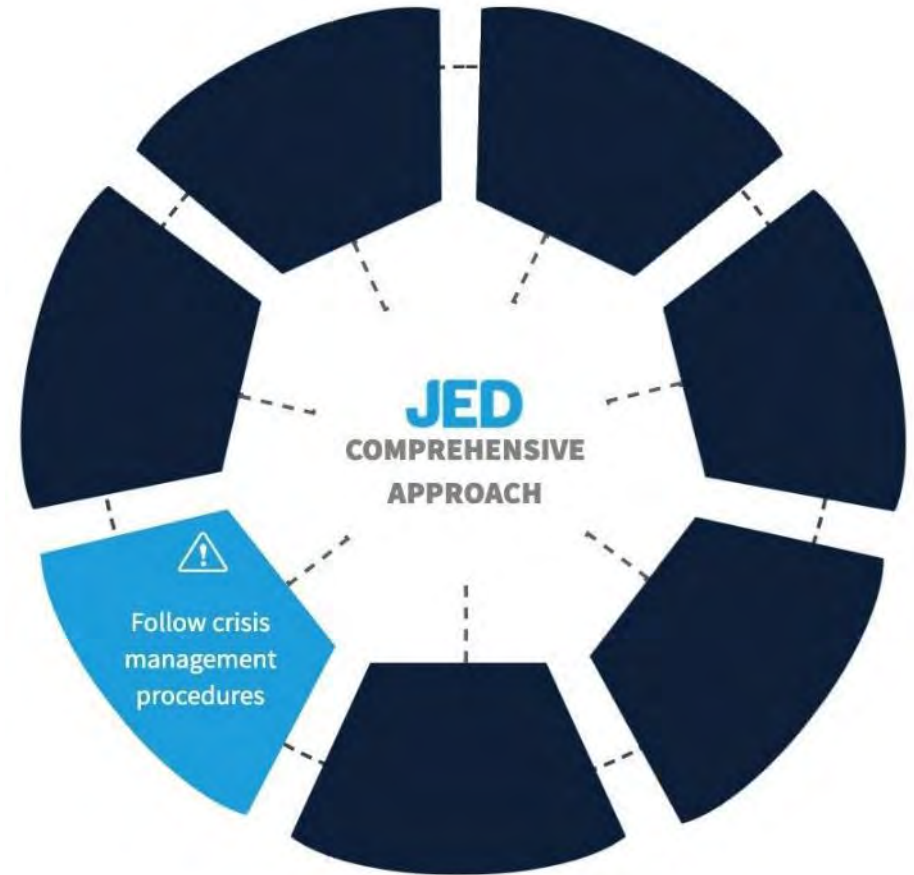
- Health services routinely screens for mental health and substance issues
- Collaboration/close communication between CC and HS
- Medication management
- Referral system, MOU's
- Naloxone
- Recovery community
- Policy for prescribing opiates
- Education re: danger of combining opiates and alcohol



Follow Crisis Management Procedures

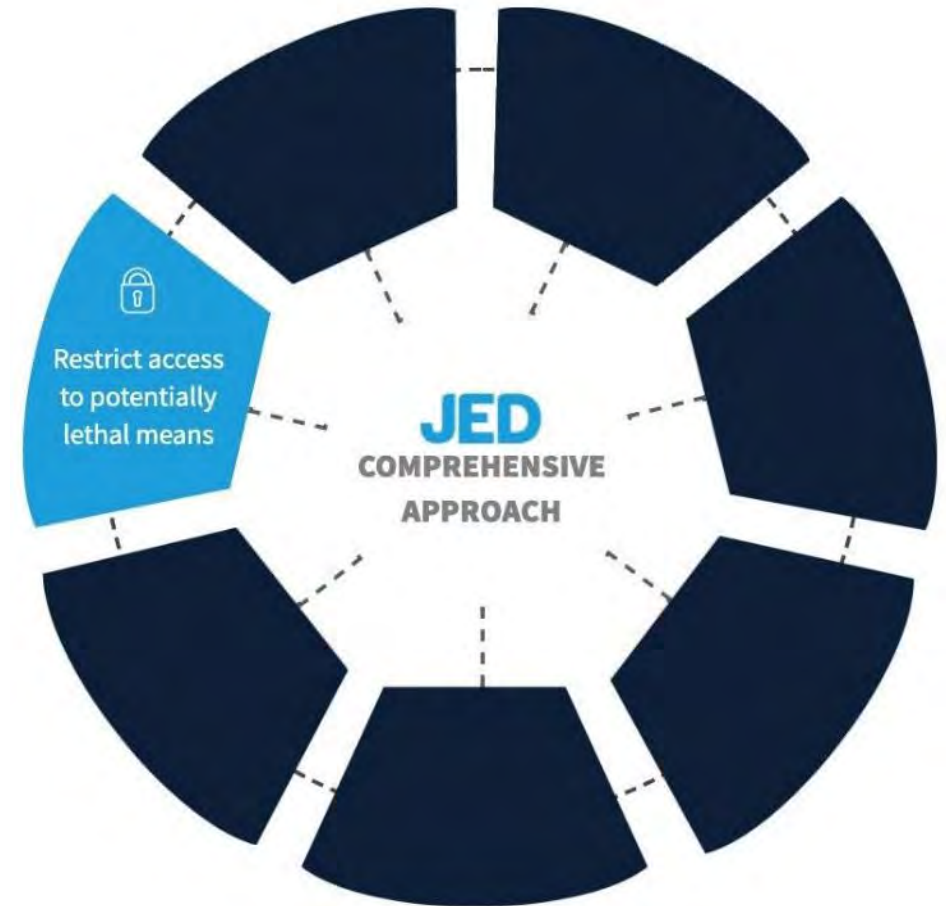
Policies to address:

- LOA's
 - medical leaves, mandatory leaves, return from leave, AOD
 - clear and transparent, well publicized
- Insurance
 - health insurance
 - tuition insurance
- Parental notification
- Medical amnesty
- Postvention protocols – HEMHA Postvention Guide



Means Safety

- Environmental scanning done
- Roof, window, closet rod safety
- Firearms policy
- Prescription drug monitoring and return
- Lab safety
- “Means Matters”:
www.hsph.harvard.edu/means-matter



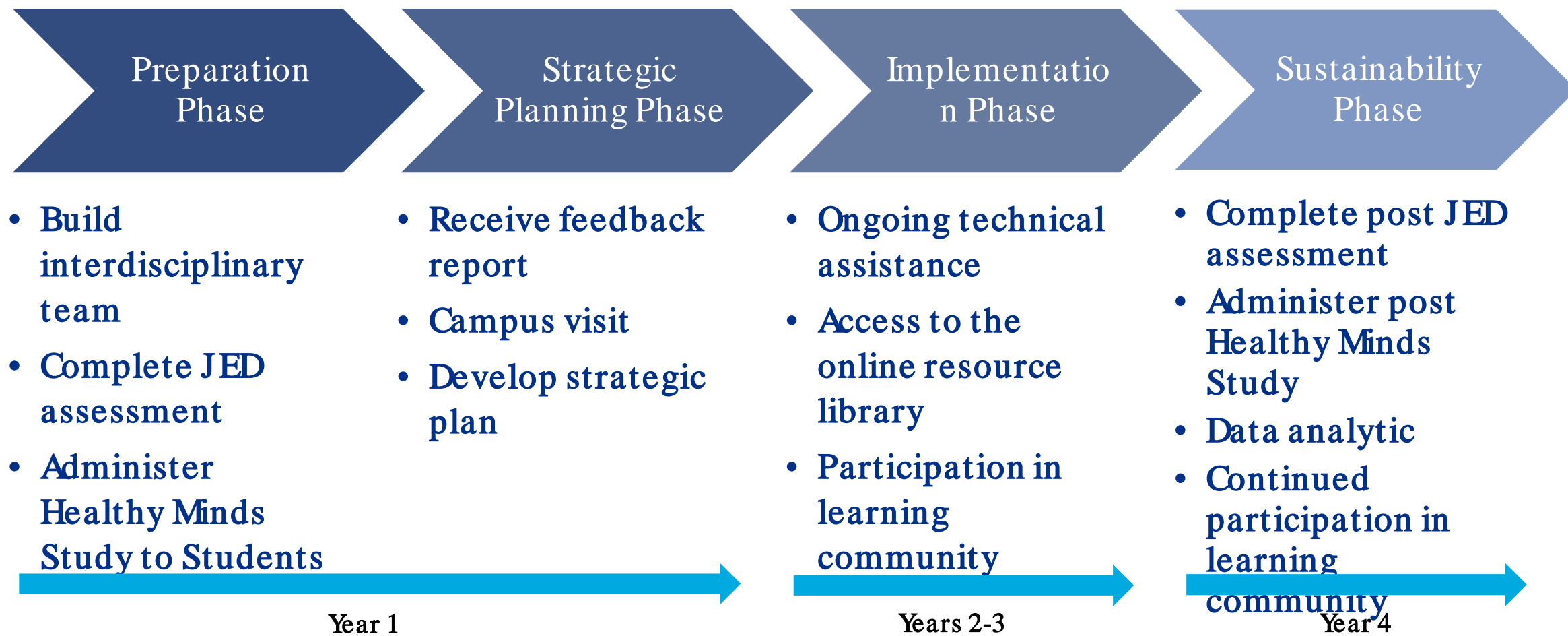
**Small Group Discussion:
What intervention or
strategy has worked on
your campus?**



JED Campus Journey



The Jed Foundation



Data Analytics: Impact of Systems Change on Student Outcomes



JED CAMPUS Theory of Change: Mapping with Healthy Minds Survey

JED Campus DOMAIN	Student Attitudes Measured through HMS	Sample HMS Question
Strategic Planning: Increase in perceived culture of care on campus and help-giving behavior	1. Students experience a culture of caring and compassion on their campus	How much do you agree with the following statement? At my school, students are working to promote mental health on campus.
	2. Students are more likely to give help when they see someone in distress	In the past year, I have intervened (by trying to help) in the following situations on my campus: (Select all that apply)
Life Skills: Increase in emotional resilience and improved skills to manage emotions	3. Students flourish and feel more positively about their own lives	How much do you agree with the following statement? I am engaged and interested in my daily activities.
	4. Students are better able to manage emotions	How often is the following statement true? I'm afraid of my feelings.
	5. Students develop an increased level of emotional resilience	How much do you agree with the following statement? It does not take me long to recover from a stressful event.
Social Connectedness: Increase in sense of belonging to the campus	6. Students experience an enhanced sense of belonging and connectedness on campus	How much do you agree with the following statements? I see myself as a part of the campus community.
Identifying Students at Risk: Increase in identification of and outreach to students who are struggling	7. Students are more able to recognize the signs of struggle in other people	How much do you agree with the following statement? I feel confident in helping someone with a mental health problem.
	8. Students feel more responsible to help fellow students	How much do you agree with the following statement? I am responsible to help if a friend is struggling.
	9. Students are more likely to intervene when someone is in crisis/danger	How much do you agree with the following statement? If I saw someone was drinking too much, I would intervene (by trying to help)
Help-Seeking Behavior: Increase in MH service utilization and help seeking and decrease in stigma	10. Students are more likely to seek counseling services	Have you ever received counseling or therapy for mental health concerns?
	11. Students are more likely to seek help from other campus professionals	If you had a mental health problem that you believed was affecting your academic performance, which people at school would you talk to? Select all
	12. Students are more likely to seek help from non-campus professionals	If you were experiencing serious emotional distress, whom would you talk to about this? (Select all that apply)
Help-Seeking Behavior: Increase in MH service utilization and help seeking and decrease in stigma	13. Students report fewer barriers to accessing care	In the past 12 months, which of the following factors have caused you to receive fewer services (counseling, therapy, or medications) for your mental or emotional health than you would have otherwise received?
	14. Students experience less internal stigma	How much do you agree with the following statement? Sometimes I feel ashamed of having a mental illness.
	15. Students experience less external stigma	How much do you agree with the following statement?: Sometimes I keep my mental illness a secret.
Substance Abuse & Mental Health: Decrease in substance abuse, increased knowledge and attitudes about mental health issues and mental health services	16. Students experience a decrease in significant substance abuse	Over the past 2 weeks, about how many times did you have 4/5 or more alcoholic drinks in a row?
	17. Students expand their knowledge of mental health issues	As far as you know, which of the following are common symptoms of depression? (Select all that apply)
	18. Students expand their awareness of mental health services on campus	Are you aware of mental health outreach efforts on your campus (such as educational programs, awareness events, anti-stigma campaigns, screening days)?

Thank You

nance@jedfoundation.org

<https://www.jedcampus.org/>

<https://www.jedfoundation.org/>

**Thank you
for attending
this seminar!**



The Council of
Independent Colleges



**EDUCATION
DYNAMICS**